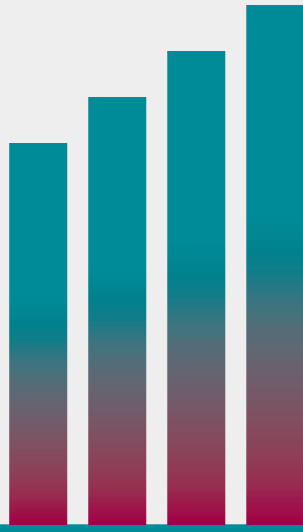


VICTORIAN CATHOLIC SCHOOLS

# Statistics at a Glance 2021



Victorian Catholic schools provide the Catholic and wider community with a high quality education system that focuses on the development of the whole person and their contribution to the common good.

Victorian Catholic schools:

- are established under the authority of the bishop in their diocese. There are four dioceses in Victoria – Melbourne, Ballarat, Sandhurst and Sale
- comprise the sixth largest education system in Australia
- educate almost a quarter of all Victorian school students
- are characterised by a diverse range of settings in terms of size, type and educational need
- serve families from across the socio-economic spectrum and are highly attentive to the needs of their community
- are funded by a combination of government and parent income with over 75% of funding received for recurrent purposes from government sources.

## Number of schools 2021

Victoria

School type	Number of schools
Primary	397
Secondary	95
Special	6
<b>Total</b>	<b>498</b>

Source: August 2021 Annual Schools Census

By diocese

Diocese	Primary	Secondary	Special	All schools
Melbourne	264	65	4	333
Ballarat	53	11	0	64
Sandhurst	42	12	2	56
Sale	38	7	0	45
<b>Victoria</b>	<b>397</b>	<b>95</b>	<b>6</b>	<b>498</b>

Source: August 2021 Annual Schools Census

## Student enrolments 2021

Full-time equivalent

Diocese	Primary	Secondary	All classes
Melbourne	77,828.0	74,549.6	152,377.6
Ballarat	10,037.2	8,162.7	18,199.9
Sandhurst	9,534.6	9,952.5	19,487.1
Sale	10,303.8	9,449.4	19,753.2
<b>Victoria</b>	<b>107,703.6</b>	<b>102,114.2</b>	<b>209,817.8</b>

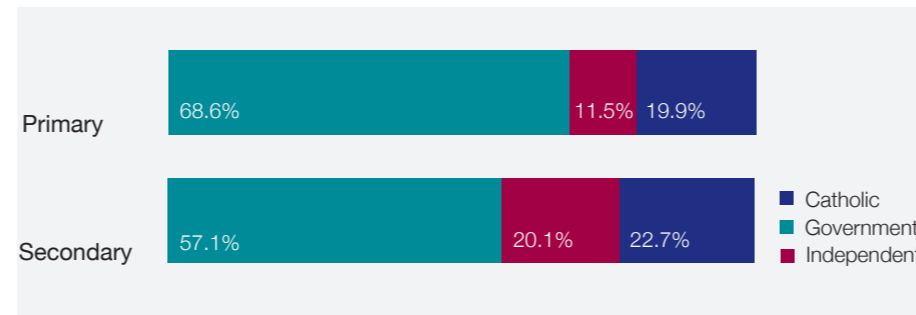
Source: August 2021 Annual Schools Census. Extracted from CIS 3 November 2021

Full-time equivalent by gender and year level

Year Level	Female	Male	All
Prep	7,827.7	8,038.4	15,866.1
Year 1	7,858.6	8,072.1	15,930.7
Year 2	7,771.2	8,158.5	15,929.7
Year 3	7,934.0	8,220.0	16,154.0
Year 4	7,818.0	7,927.3	15,745.3
Year 5	7,732.9	7,925.3	15,658.2
Year 6	7,856.8	7,946.4	15,803.2
Year 7	9,054.6	8,818.4	17,873.0
Year 8	9,067.5	8,895.4	17,962.9
Year 9	8,788.6	8,549.3	17,337.9
Year 10	8,357.5	8,097.6	16,455.1
Year 11	7,647.3	7,291.7	14,939.0
Year 12	7,473.3	6,689.4	14,162.7
<b>Total</b>	<b>105,188.0</b>	<b>104,629.8</b>	<b>209,817.8</b>

Source: August 2021 Annual Schools Census. Extracted from CIS 3 November 2021

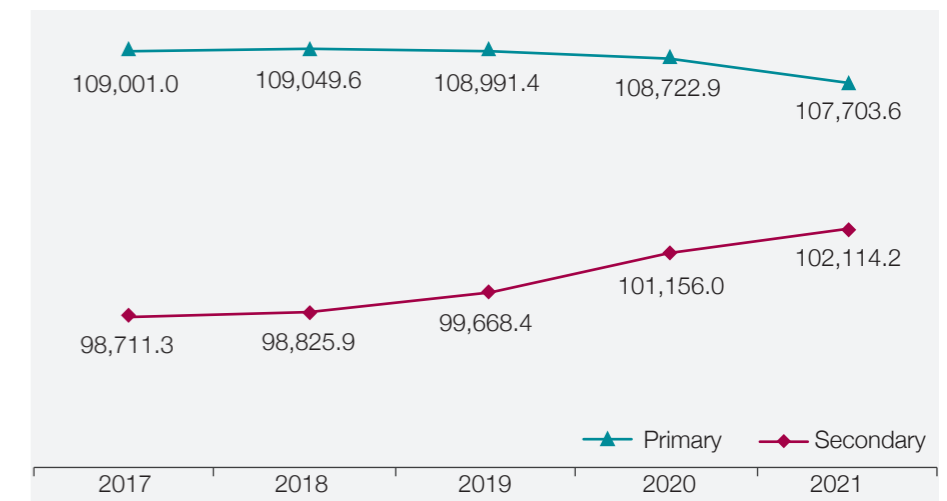
Sector share



Source: Department of Education and Training, July 2021  
<https://www.education.vic.gov.au/about/department/pages/factsandfigures.aspx>

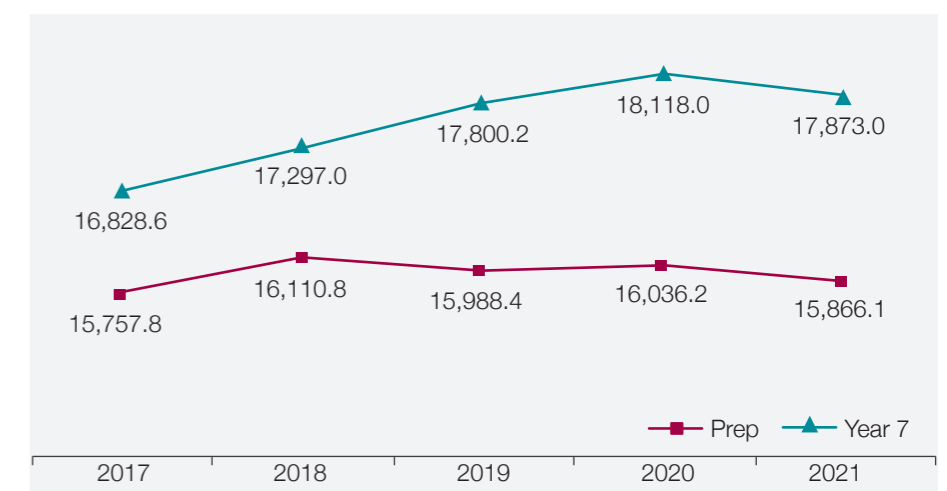
## Five year student enrolment trends

Full-time equivalent



Source: August 2021 Annual Schools Census

Full-time equivalent – Prep and Year 7



Source: August 2021 Annual Schools Census

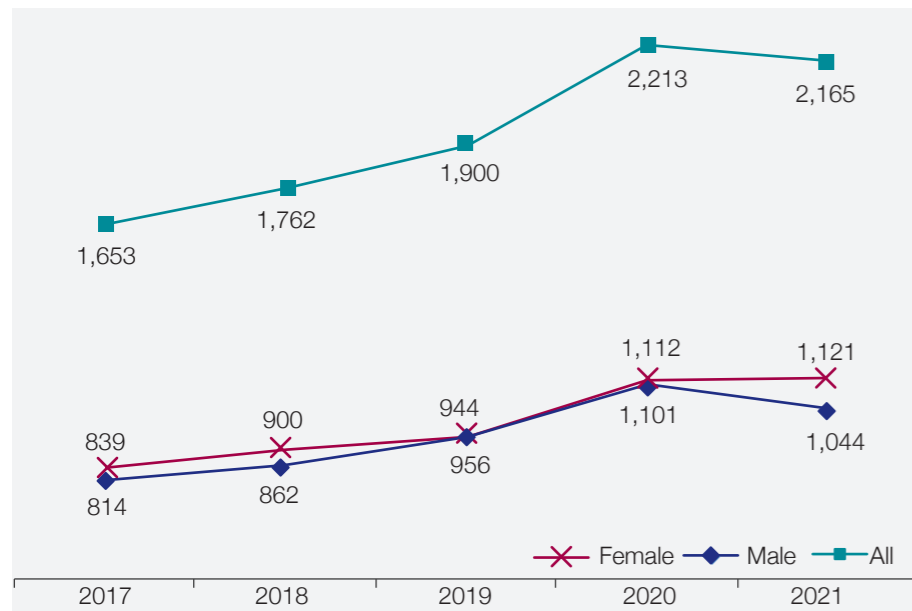
## Full-time equivalent staff numbers by diocese 2021

	Primary	Secondary	Special	All staff
<b>Teaching staff</b>				
Melbourne	5,771.2	6,090.9	85.2	11,947.3
Ballarat	763.3	681.3	0.0	1,444.6
Sandhurst	686.3	848.2	14.5	1,549.0
Sale	684.5	784.2	0.0	1,468.7
<b>Victoria</b>	<b>7,905.3</b>	<b>8,404.6</b>	<b>99.7</b>	<b>16,409.6</b>
<b>Non-Teaching staff</b>				
Melbourne	2,181.8	3,040.4	77.5	5,299.7
Ballarat	380.5	425.9	0.0	806.4
Sandhurst	273.7	451.2	16.8	741.7
Sale	327.5	442.8	0.0	770.3
<b>Victoria</b>	<b>3,163.5</b>	<b>4,360.3</b>	<b>94.3</b>	<b>7,618.1</b>
<b>Total</b>	<b>11,068.8</b>	<b>12,764.9</b>	<b>194.0</b>	<b>24,027.7</b>

Source: August 2021 Annual Schools Census. Extracted from CIS 3 November 2021

## Aboriginal and Torres Strait Islander (ATSI) students

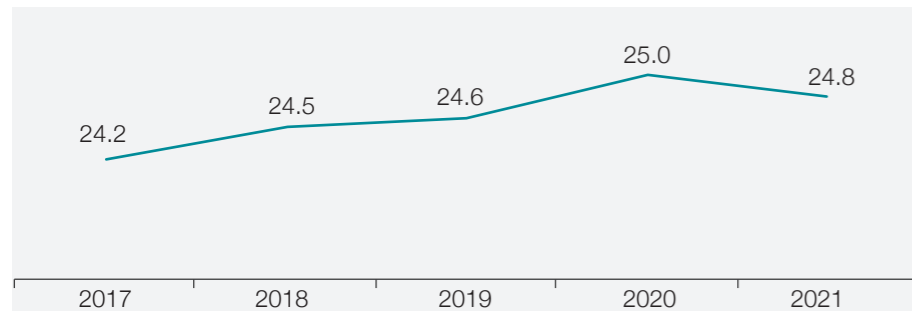
Number of students, by gender – 5 year trend



Source: August 2021 Annual Schools Census

## Language background other than English

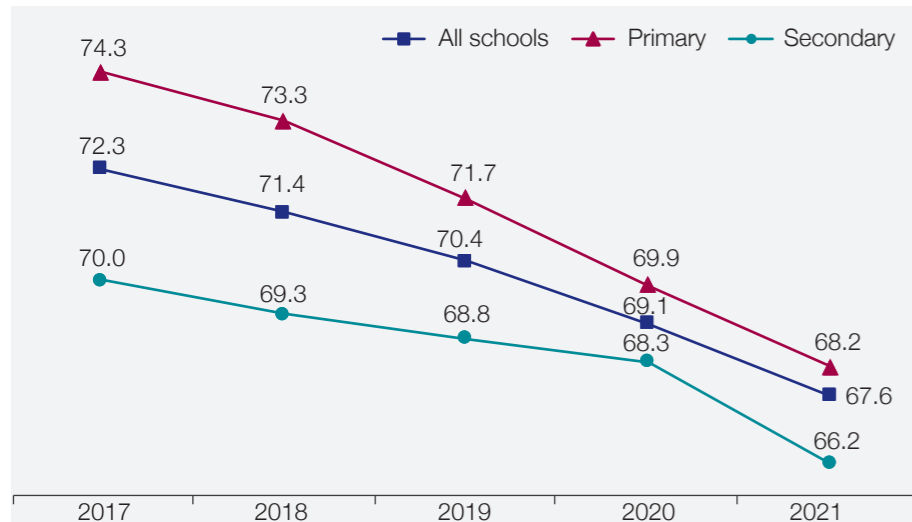
Percentage of all students – 5 year trend



Source: August 2021 Annual Schools Census

## Students who identify as Catholic

Percentage of students, by type of school – 5 year trend



Source: August 2021 Annual Schools census

## NAPLAN

Mean Scale Scores 2021

Domain	Victorian Catholic Schools
<b>Year 3</b>	
Reading	447.6
Writing	433.0
Spelling	426.8
Numeracy	406.4
Grammar and Punctuation	439.6
<b>Year 5</b>	
Reading	520.2
Writing	488.4
Spelling	504.2
Numeracy	499.9
Grammar and Punctuation	506.9
<b>Year 7</b>	
Reading	554.0
Writing	533.7
Spelling	551.2
Numeracy	556.5
Grammar and Punctuation	540.3
<b>Year 9</b>	
Reading	584.6
Writing	561.2
Spelling	583.7
Numeracy	587.9
Grammar and Punctuation	582.4

Source: Victorian Curriculum and Assessment Authority

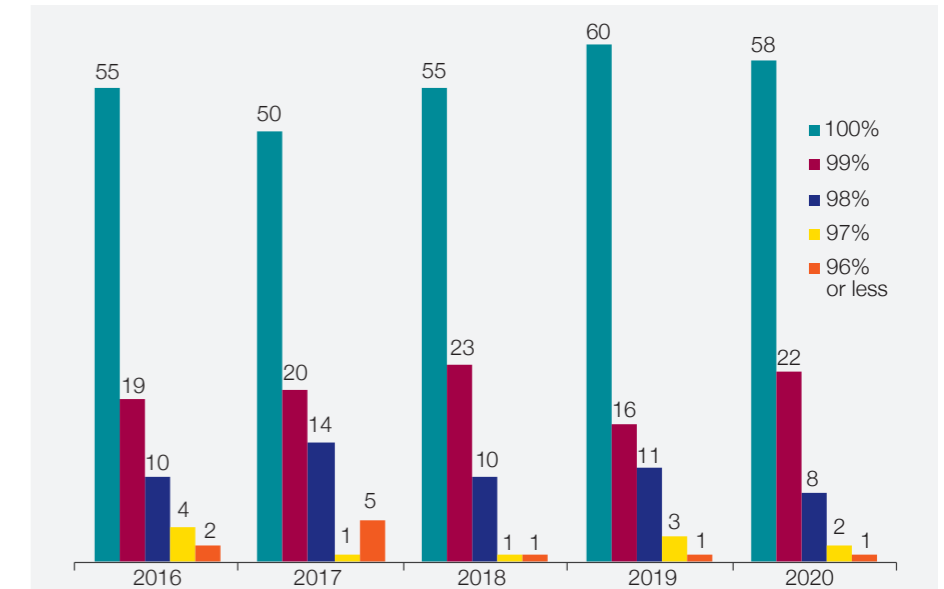
Percentage of students in top 2 bands – 5 year trend

	2016	2017	2018	2019	2021
<b>Year 3</b>					
Reading	56.0	54.4	58.8	59.0	61.3
Writing	63.5	57.5	53.8	61.8	58.6
Spelling	52.5	50.2	49.6	52.8	50.3
Grammar and Punctuation	54.5	64.3	50.2	62.5	60.5
Numeracy	38.4	43.3	43.3	42.1	38.5
<b>Year 5</b>					
Reading	40.4	40.1	40.9	40.7	43.8
Writing	24.5	19.0	15.4	19.6	20.7
Spelling	28.8	32.0	32.4	36.5	37.2
Grammar and Punctuation	36.5	32.2	35.8	40.1	33.2
Numeracy	28.2	29.7	31.0	32.1	30.2
<b>Year 7</b>					
Reading	29.6	30.4	31.2	31.3	33.0
Writing	22.8	23.0	17.1	19.3	23.1
Spelling	29.0	33.7	31.3	28.6	30.2
Grammar and Punctuation	29.2	27.0	28.0	31.0	27.6
Numeracy	30.4	31.3	30.1	35.8	33.9
<b>Year 9</b>					
Reading	22.2	19.8	21.5	23.0	22.6
Writing	16.0	18.8	12.0	12.6	11.0
Spelling	21.4	22.9	21.3	18.7	21.4
Grammar and Punctuation	20.5	17.7	22.3	18.8	21.3
Numeracy	21.6	20.7	25.4	21.9	17.8

Source: Victorian Curriculum and Assessment Authority. The NAPLAN tests did not take place in 2020 due to the COVID-19 pandemic.

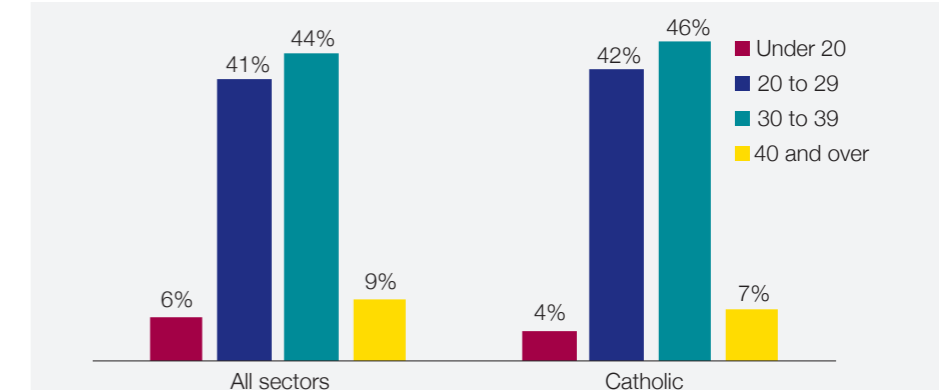
## VCE

Number of schools in Victorian Certificate of Education (VCE) completion bands – 5 year trend



Source: Victorian Curriculum and Assessment Authority

2020 VCE average performance measures (study score categories (%) all subjects)



Source: Victorian Curriculum and Assessment Authority

VCE grades of A or A+ (%) – 5 year trend

	2016	2017	2018	2019	2020
Catholic schools	24.4	24.2	23.3	23.4	25.1
All Victorian Schools	24.1	24.0	23.3	23.4	23.8

Source: Victorian Curriculum and Assessment Authority dataset 15

Catholic schools VCE, VCE-VET & VCAL mean completion rates (%) – 5 year trend

	2016	2017	2018	2019	2020
Victorian Certificate of Education (VCE)	99.4	99.3	99.5	99.5	99.5
Victorian Certificate of Applied Learning (VCAL)	91.0	91.0	92.0	93.0	91.0
Vocational Education and Training (VET)	87.9	86.0	89.0	89.0	83.9

Source: Victorian Curriculum and Assessment Authority datasets 19 & 25

Further information can be found on the CECV website:  
[www.cecv.catholic.edu.au](http://www.cecv.catholic.edu.au)  
 Enquiries may be directed to: [psp@macs.vic.edu.au](mailto:psp@macs.vic.edu.au)

© Catholic Education Commission of Victoria Ltd 2021